

Introduction to GLSL

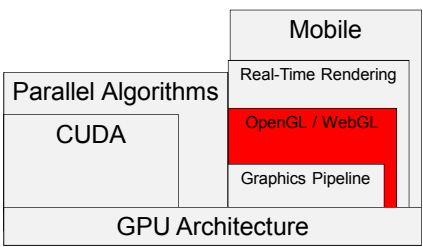
Patrick Cozzi
University of Pennsylvania
CIS 565 - Fall 2012

Announcements

- Game career advice
- Grades
- Project 3 due Monday, 10/05
- Project 4
 - Released Monday, 10/05
 - Due Wednesday, 10/07

2

Course Contents




3

Agenda

- Fixed vs. Programmable Pipeline Example
- GLSL

4

Light Map



- Multiple two textures component-wise

5

Images from: <http://zaniwz.cz/?p=56&lang=en>

Light Map: Fixed Function

```
GLuint lightMap;
GLuint surfaceMap;
// ...

glEnable(GL_TEXTURE_2D);
glActiveTexture(GL_TEXTURE0);
glBindTexture(GL_TEXTURE_2D, lightMap);
glTexEnvf(GL_TEXTURE_ENV, GL_TEXTURE_ENV_MODE, GL_MODULATE);

glActiveTexture(GL_TEXTURE1);
glBindTexture(GL_TEXTURE_2D, surfaceMap);
glTexEnvf(GL_TEXTURE_ENV, GL_TEXTURE_ENV_MODE, GL_MODULATE);

glDraw* (...);
```

Tell fixed function we are using texture mapping

Tell fixed function how to combine textures

6

Light Map: Fixed Function

- In general, the fixed function
 - is *configurable*
 - is limited
 - leads to a bloated API
 - Is a pain to use
 - Isn't as cool as writing shaders

7

Light Map: Programmable

- Write a *fragment shader*:

```
uniform sampler2D lightMap;
uniform sampler2D surfaceMap;

varying vec2 fs_txCoord;

void main(void)
{
    float intensity = texture2D(lightMap, fs_txCoord).r;
    vec3 color = texture2D(surfaceMap, fs_txCoord).rgb;
    gl_FragColor = vec4(intensity * color, 1.0);
}
```

Textures (input)

Per-fragment input

one channel intensity

Three channel color

modulate

8

Light Map: Programmable

Recall the fixed function light map:

```
GLuint lightMap;
GLuint surfaceMap;
// ...

✗ glEnable(GL_TEXTURE_2D);

glActiveTexture(GL_TEXTURE0);
glBindTexture(GL_TEXTURE_2D, lightMap);
✗ glTexEnvf(GL_TEXTURE_ENV, GL_TEXTURE_ENV_MODE, GL_MODULATE);

glActiveTexture(GL_TEXTURE1);
glBindTexture(GL_TEXTURE_2D, surfaceMap);
✗ glTexEnvf(GL_TEXTURE_ENV, GL_TEXTURE_ENV_MODE, GL_MODULATE);

glDraw* (...);
```

9

Light Map: Programmable

```
GLuint lightMap;
GLuint surfaceMap;
➡ GLuint program;
// ...

glActiveTexture(GL_TEXTURE0);
glBindTexture(GL_TEXTURE_2D, lightMap);

glActiveTexture(GL_TEXTURE1);
glBindTexture(GL_TEXTURE_2D, surfaceMap);

➡ glUseProgram(program); // Later: pass uniform variables
glDraw* (...);
```

10

Programmable Shading

- In general:
 - Write a *shader*: a small program that runs on the GPU
 - Tell OpenGL to execute your shader
 - Write less CPU code / API calls
 - Forget that the equivalent fixed function API ever existed

11

Programmable Shading

- In general:



Say no to drugs too, please.

➡ Fixed function shading

➡ Programmable shading

12

Image from: <http://upgifting.com/tmnt-pizza-poster>

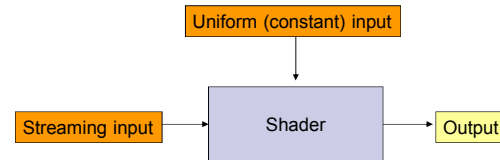
Programmable Shading

- Software engineering question:
 - If different GPUs have different levels of shader support, what capabilities do we target?

13

Shader Execution Model

- For any shader type:

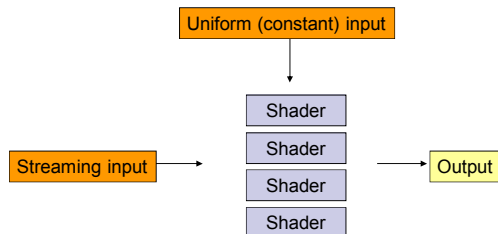


- Streaming input and output examples: vertices, primitives, fragments, ...
- Uniform input examples: matrices, textures, time, ...

14

Shader Execution Model

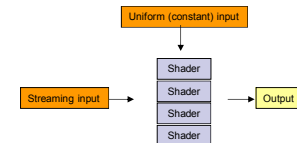
- Shaders run in *parallel* on the GPU



15

Shader Execution Model

- Each shader
 - Shares the same read-only *uniform* inputs
 - Has different read-only input from a stream
 - Writes its own output
 - Has no side effects*
 - Executes independently without communicating with other shaders*



16

* Except in OpenGL 4.2+

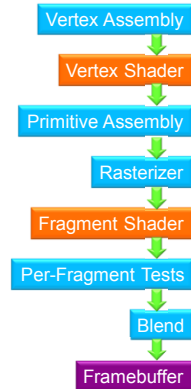
Shader Execution Model

- Parallelism is implicit

- Calling `glDraw*` invokes a parallel processor – the GPU
- The driver/hardware takes care of scheduling and synchronizing
- Users write parallel applications without even knowing it!

17

Shaders in the Pipeline



- Classic OpenGL 2 / OpenGL ES 2 / WebGL / Direct3D 9 Pipeline

- Newer pipelines also have programmable geometry and tessellation shaders

18

Vertex Shaders in the Pipeline

- A simple *vertex shader*:

```

uniform mat4 u_modelViewProjection;
attribute vec4 position;

void main(void)
{
    gl_Position = u_modelViewProjection * position;
}
    
```

The same model-view transform is used for each vertex in a particular `glDraw*` call.

Each vertex shader executes in a different thread with a different position.

`gl_Position` is the GLSL built-in vertex shader position output. We must write to it.

4x4 matrix times a 4-element vector; transform from model to clip coordinates.

19

Vertex Shaders in the Pipeline

- A *vertex shader* with two input attributes:

```

uniform mat4 u_modelViewProjection;
attribute vec4 position;
attribute vec3 color;
varying vec3 fs_color;

void main(void)
{
    fs_color = color;
    gl_Position = u_modelViewProjection * position;
}
    
```

Each vertex shader executes in a different thread with a different position and color.

This vertex shader outputs a `vec3` color in addition to `gl_Position`.

20

Fragment Shaders in the Pipeline

- Recall:

- Input

- Fragment position in screen space: `gl_FragCoord.xy`
 - Fragment depth: `gl_FragCoord.z`
 - Interpolated vertex shader outputs
 - Uniforms

- Output

- Fragment color
 - Optional: fragment depth: `gl_FragDepth*`
 - Optional: multiple “colors” to multiple textures
 - `discard`
 - Can't change `gl_FragCoord.xy`. Why?

21

*When supported

Fragment Shaders in the Pipeline


- A simple *fragment shader*:

Each fragment shader executes in a different thread and outputs the color for a different fragment.

```
void main(void)
{
    gl_FragColor = vec4(1.0, 0.0, 0.0, 1.0);
}
```

Shade solid red.

Result:



22

Fragment Shaders in the Pipeline

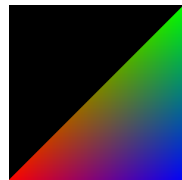
- A slightly less simple *fragment shader*:

```
varying vec3 fs_color;
void main(void)
{
    gl_FragColor = vec4(fs_color, 1.0);
}
```

Fragment shader input from vertex shader output after rasterization.

Pass color through.

Result:



How?

23

GLSL Syntax

- GLSL is like C without

- pointers
 - recursion
 - dynamic memory allocation

- GLSL is like C with

- Built-in vector, matrix, and sampler types
 - Constructors
 - A great math library

Language features allow us to write concise, efficient shaders.

24

GLSL Syntax

- My advice: If you know C, just do it.



Image from: <http://nouvellemode.wordpress.com/2009/11/25/just-do-it/>

25

GLSL Syntax

- GLSL has a preprocessor

```
#ifdef FAST_EXACT_METHOD
    FastExact();
#else
    SlowApproximate();
#endif

#line 0

// ... many others
```

- All shaders have `main()`

```
void main(void)
{
}
```

26

GLSL Syntax: Vectors

- Scalar types: `float`, `int`, `uint`, and `bool`
- Vectors are also built-in types:
 - `vec2`, `vec3`, and `vec4`
 - Also `ivec*`, `uvec*`, and `bvec*`
- Access components three ways:
 - `.x`, `.y`, `.z`, `.w` ← Position or direction
 - `.r`, `.g`, `.b`, `.a` ← Color
 - `.s`, `.t`, `.p`, `.q` ← Texture coordinate

27

GLSL Syntax: Vectors

- Vectors have constructors

```
vec3 xyz = vec3(1.0, 2.0, 3.0);
vec3 xyz = vec3(1.0); // [1.0, 1.0, 1.0]
vec3 xyz = vec3(vec2(1.0, 2.0), 3.0);
```

28

GLSL Syntax: Swizzling

- **Swizzle**: select or rearrange components

```
vec4 c = vec4(0.5, 1.0, 0.8, 1.0);  
vec3 rgb = c.rgb; // [0.5, 1.0, 0.8]  
vec3 bgr = c.bgr; // [0.8, 1.0, 0.5]  
vec3 rrr = c.rrr; // [0.5, 0.5, 0.5]  
  
c.a = 0.5; // [0.5, 1.0, 0.8, 0.5]  
c.rb = 0.0; // [0.0, 1.0, 0.0, 0.5]  
  
float g = rgb[1]; // 0.5, indexing, not swizzling
```

- Try it – you’ll love it.

29

GLSL Syntax: Matrices

- Matrices are built-in types:
 - Square: `mat2`, `mat3`, and `mat4`
 - Rectangular: `matmxn`. *m* columns, *n* rows
- Stored **column major**.

30

GLSL Syntax: Matrices

- Matrix Constructors

```
mat3 i = mat3(1.0); // 3x3 identity matrix  
  
mat2 m = mat2(1.0, 2.0, // [1.0 3.0]  
             3.0, 4.0); // [2.0 4.0]
```

- Accessing Elements

```
float f = m[column][row];  
  
float x = m[0].x; // x component of first column  
vec2 yz = m[1].yz; // yz components of second column
```

Treat matrix as array
of column vectors

Can swizzle too!

31

GLSL Syntax: Vectors and Matrices

- Matrix and vector operations are easy and fast:

```
vec3 xyz = // ...  
  
vec3 v0 = 2.0 * xyz; // scale  
vec3 v1 = v0 + xyz; // component-wise  
vec3 v2 = v0 * xyz; // component-wise  
  
mat3 m = // ...  
mat3 v = // ...  
  
mat3 mv = v * m; // matrix * matrix  
mat3 xyz2 = mv * xyz; // matrix * vector  
mat3 xyz3 = xyz * mv; // vector * matrix
```

32

GLSL Syntax: `attribute` / `varying` / `uniform`

■ Recall:

```
uniform mat4 u_modelViewProjection;
attribute vec4 position;
attribute vec3 color;
varying vec3 fs_color;

void main(void)
{
    fs_color = color;
    gl_Position = u_modelViewProjection * position;
}
```

uniform: shader input constant across `glDraw*`

attribute: shader input varies per vertex attribute

varying: shader output

33

GLSL Syntax: Samplers

■ *Opaque* types for accessing textures

```
uniform sampler2D diffuseMap; // 2D texture
vec3 color = texture2D(diffuseMap, vec2(0.5, 0.5)).rgb;
// Also samplerCube.
```

34

GLSL Syntax: Samplers

■ *Opaque* types for accessing textures

```
uniform sampler2D diffuseMap; // 2D texture
vec3 color = texture2D(diffuseMap, vec2(0.5, 0.5)).rgb;
// Also samplerCube.
```

Samplers must be uniforms

35

GLSL Syntax: Samplers

■ *Opaque* types for accessing textures

```
uniform sampler2D diffuseMap; // 2D texture
vec3 color = texture2D(diffuseMap, vec2(0.5, 0.5)).rgb;
// Also samplerCube.
```

`texture()` returns a `vec4`; extract the components you need

2D texture uses 2D texture coordinates for lookup

36

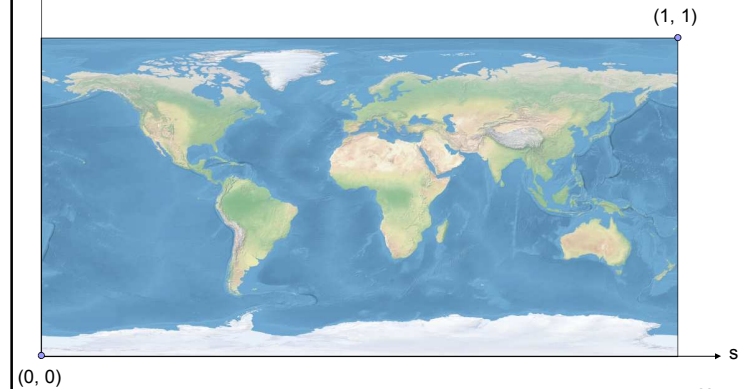
GLSL Syntax: Samplers

■ Textures

- Usually, but not always:
 - Textures are square, e.g., 256x256
 - Dimensions are a power of two
- Coordinates are usually normalized, i.e., in the range [0, 1]
- *Texel*: a pixel in a texture
- `texture2D()` does filtering using fixed function hardware

37

GLSL Syntax: Samplers



38
Images from: <http://www.naturearthdata.com/>

GLSL Built-in Functions

■ Selected Trigonometry Functions

```
float s = sin(theta);  
float c = cos(theta);  
float t = tan(theta);  
  
float as = asin(theta);  
// ...  
  
vec3 angles = vec3(/* ... */);  
vec3 vs = sin(angles);
```

Works on vectors
component-wise.

39

GLSL Built-in Functions

■ Exponential Functions

```
float xToTheY = pow(x, y);  
float eToTheX = exp(x);  
float twoToTheX = exp2(x);  
  
float l = log(x); // ln  
float l2 = log2(x); // log2  
  
float s = sqrt(x);  
float is = inversesqrt(x);
```

One GPU instruction!

40

GLSL Built-in Functions

■ Selected Common Functions

```
float ax = abs(x); // absolute value
float sx = sign(x); // -1.0, 0.0, 1.0

float m0 = min(x, y); // minimum value
float m1 = max(x, y); // maximum value
float c = clamp(x, 0.0, 1.0);

// many others: floor(), ceil(),
// step(), smoothstep(), ...
```

41

GLSL Built-in Functions

■ Rewrite with one function call

```
float minimum = // ...
float maximum = // ...
float x = // ...

float f = min(max(x, minimum), maximum);
```

42

GLSL Built-in Functions

■ Rewrite this without the `if` statement

```
float x = // ...
float f;

if (x > 0.0)
{
    f = 2.0;
}
else
{
    f = -2.0;
}
```

43

GLSL Built-in Functions

■ Rewrite this without the `if` statement

```
float root1 = // ...
float root2 = // ...

if (root1 < root2)
{
    return vec3(0.0, 0.0, root1);
}
else
{
    return vec3(0.0, 0.0, root2);
}
```

44

GLSL Built-in Functions

- Rewrite this without the `if` statement

```
bool b = // ...
vec3 color;

if (b)
{
    color = vec3(1.0, 0.0, 0.0);
}
else
{
    color = vec3(0.0, 1.0, 0.0);
}
```

Hint: no built-in functions required for this one.

45

GLSL Built-in Functions

- Selected Geometric Functions

```
vec3 l = // ...
vec3 n = // ...
vec3 p = // ...
vec3 q = // ...

float f = length(l); // vector length
float d = distance(p, q); // distance between points

float d2 = dot(l, n); // dot product
vec3 v2 = cross(l, n); // cross product
vec3 v3 = normalize(l); // normalize

vec3 v3 = reflect(l, n); // reflect

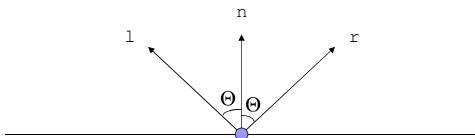
// also: faceforward() and refract()
```

46

GLSL Built-in Functions

- `reflect(-l, n)`

□ Given `l` and `n`, find `r`. Angle in equals angle out



47

GLSL Built-in Functions

- Rewrite without `length`.

```
vec3 p = // ...
vec3 q = // ...

vec3 v = length(p - q);
```

48

GLSL Built-in Functions

- What is wrong with this code?

```
vec3 n = // ...
normalize(n);
```

49

GLSL Built-in Functions

- Selected Vector Relational Functions

```
vec3 p = vec3(1.0, 2.0, 3.0);
vec3 q = vec3(3.0, 2.0, 1.0);

bvec3 b = equal(p, q); // (false, true, false)
bvec3 b2 = lessThan(p, q); // (true, false, false)
bvec3 b3 = greaterThan(p, q); // (false, false, true)

bool b4 = any(b); // true
bool b5 = all(b); // false
```

50

GLSL Built-in Functions

- Rewrite this in one line of code

```
bool foo(vec3 p, vec3 q)
{
    if (p.x < q.x)
    {
        return true;
    }
    else if (p.y < q.y)
    {
        return true;
    }
    else if (p.z < q.z)
    {
        return true;
    }
    return false;
}
```

51

GLSL Syntax and Built-in Functions

- We didn't cover:

- Arrays
- Structs
- Function calls
- `const`
- `if / while / for`
- `dFdx, dFdy, fwidth`
- ...

52

GLSL Resources

- OpenGL ES/GLSL Quick Reference Card
 - http://www.khronos.org/opengles/sdk/2.0/docs/reference_cards/OpenGL-ES-2_0-Reference-card.pdf
- GLSL Man Pages
 - <http://www.opengl.org/sdk/docs/manglsl/>
- NShader: Visual Studio GLSL syntax highlighting
 - <http://nshader.codeplex.com/>

53